

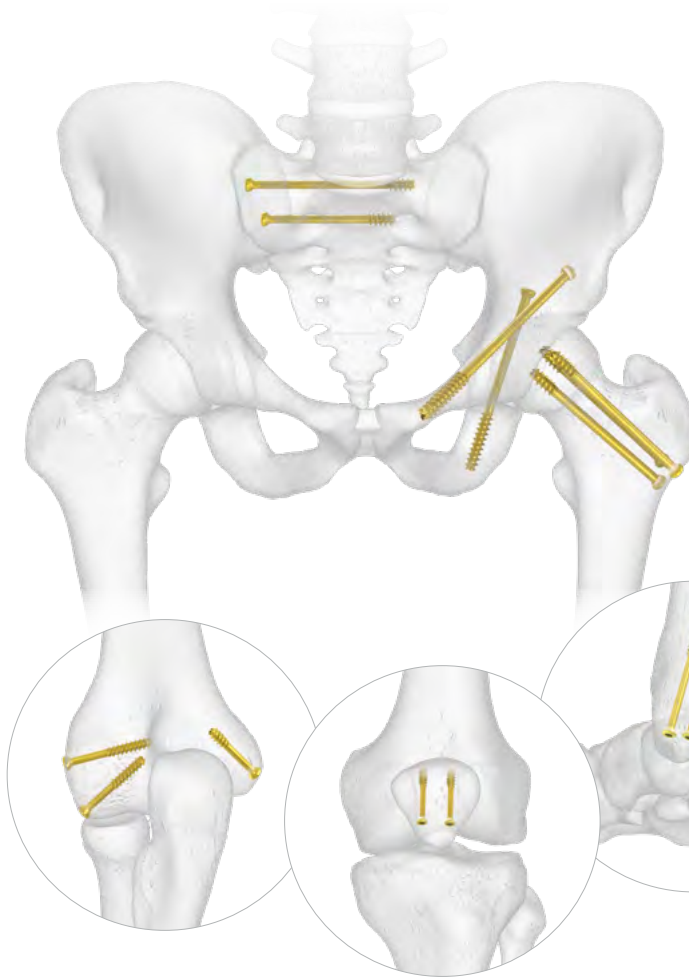
Product Overview





Cannulated Screw System

The Acumed Cannulated Screw System consists of screws, washers, and instruments designed to provide fixation for fractures, fusions, and osteotomies of large and small bones appropriate for the size of the device. The system includes competitive instrumentation, including the TripleTwist™ modular cannula system to support minimally invasive procedures.



All screws are cannulated in order to be used over a guide wire, and each screw is either partially or fully threaded using a cancellous thread form.

6.5 mm/7.3 mm Screws

Fully Threaded Screw

Provides stability across the fracture.
Fully threaded screws available in
6.5 mm/7.3 mm diameters only

Cancellous Thread Form

Designed to maximize purchase in
cancellous bone


Partially Threaded Screws

May be used to lag one bone
fragment to another


Reverse Cutting Flutes

Designed to assist in removal of partially
threaded screws.

Note: Reverse cutting flutes only available
on select screw lengths and diameters



6.5 and 7.3 mm Cannulated Screw	Length 5 mm increments	Threaded Length	Guide Wire
6.5/7.3 mm Short Thread	30–150 mm	16 mm Thread	2.8 mm (.110") x 300 mm Threaded
6.5/7.3 mm Long Thread	45–150 mm	32 mm Thread	2.8 mm (.110") x 300 mm Fluted
6.5/7.3 mm Full Thread	30–150 mm	Full Thread	2.8 mm (.110") x 450 mm Threaded



4.0 mm Screws

4.0 Screw Tip

4.0 mm screws feature cutting flutes for self-drilling and self-tapping

Short and Long Threads

Short- and long-threaded screws are available for various fracture patterns

Low-Profile Head

Designed to reduce the possibility of soft tissue irritation when compared with standard screw heads

Range Of Screw Lengths

Wide range of screw lengths, from 10 mm to 72 mm, to address a large variety of fracture patterns

4.0 mm Cannulated Screw	Length		Threaded Length	Guide Wire
4.0 mm Short Thread	10–60 mm 2 mm increments	60–72 mm 4 mm increments	1/3 Threaded	1.3 mm x 150 mm Smooth 1.3 mm x 150 mm Threaded
4.0 mm Long Thread	16–60 mm 2 mm increments	60–72 mm 4 mm increments	1/2 Threaded	



Instrument Features

TripleTwist™ Cannula System

This modular cannula system is designed to protect the soft tissues and support a minimally invasive procedure. The cannulas feature an intuitive locking mechanism and are stacking and interchangeable to streamline the procedure.


Locking Flip-Up Caddy

Contains core implantation instruments in an upright orientation with integrated locking feature designed for maximum stability on the back table.



Wire Depth Gauge

Includes large, high-contrast markings designed for accuracy and ease of use.





6.5 mm/7.3 mm Multiple Parallel Wire Targeting Guide

The Multiple Parallel Wire Targeting Guide allows for targeting in six locations at an 8 mm radius relative to the central hole in the guide.

6.5 mm/7.3 mm Parallel Wire Guide

The Parallel Wire Guide allows for placement of one wire relative to the primary wire within a radius of 14 mm to 28 mm.

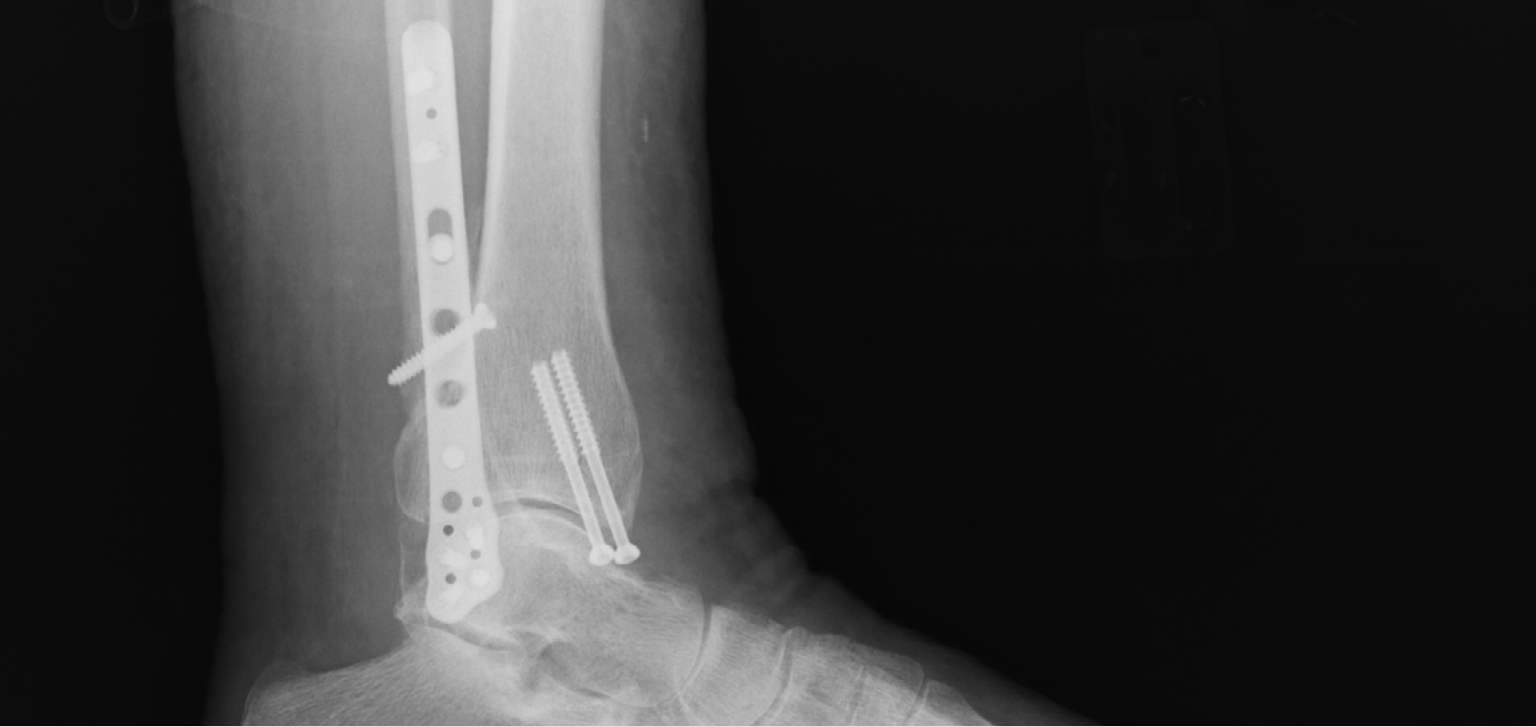
4.0 mm Parallel Wire Guide

Allows placement of two parallel wires. The drop-in cannula can be assembled after initial wire placement, and then adjusted to select the optimal distance between wires and ultimately screw fixation.

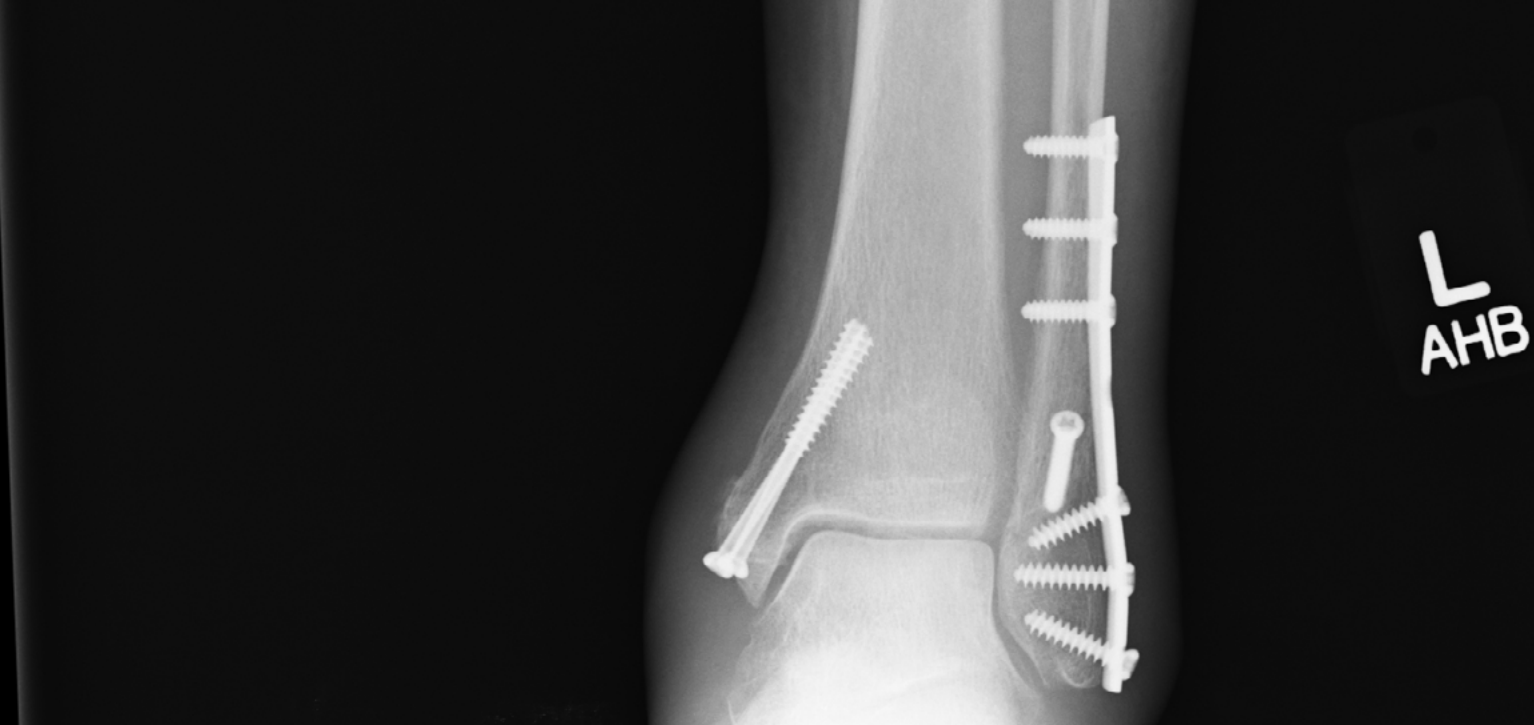
Screw Holding Sleeve

The 6.5 mm/7.3 mm System includes a Screw Holding Sleeve that is intended to slide over the 4.0 mm Driver and is recommended for use with all screws in the system to assist in maintaining contact between the driver interface and screw head.





Closed Bimalleolar Ankle Fracture Treatment Using Anatomic Rigid Fixation – 10 months postoperative



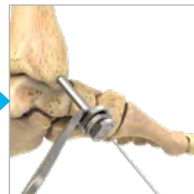
Bimalleolar Ankle Fracture Dislocation Treatment Using Plate and Screw Fixation – 6 months postoperative

4.0 mm Cannulated Screw System Medial Malleolar Fracture Surgical Technique*

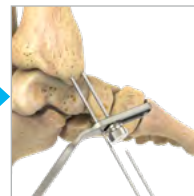
**Patient Positioning and Exposure;
Fracture Reduction and Preparation**



Single Guide Wire Placement



Double Guide Wire Placement



Determine Screw Length

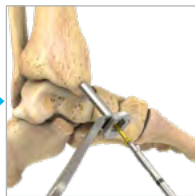


*For reference only. For full surgical instructions, see the current 4.0 mm Cannulated Screw System Surgical Technique.

Drill



Place Screw/
Optional
Countersink



4.0 mm Cannulated
Screw Placement



Removal (Optional)






























































































-  Product in Portfolio
-  Partial Offering
-  Product Not in Portfolio
-  Product in Development

		Acumed			DePuy Synthes	Stryker	Smith & Nephew	
Shoulder	Clavicle/Scapula	Superior Clavicle Plates						
		Anterior Clavicle Plates						
		Hook Plates						
		Scapula Border Plates						
		Glenoid Plates						
		Acromion Plates						
		Clavicle Screws/Pins						
		Proximal Humeral Nails						
		Proximal Humeral Plates						
		Midshaft Plates						
Distal Humerus	90/90 Plates							
	Parallel Plates							
	External Fixation							
Elbow	Proximal Ulna	Olecranon Plates						
		Coronoid Plates						
		Proximal Ulna Nails						
Radial Head	Radial Head Plates							
	Radial Head Replacement, Short Stem							
	Radial Head Replacement, Long Stem							
Forearm	Ulna Plates							
	Anatomic Midshaft Volar Radius Plates							

Midshaft Forearm	Dorsolateral Midshaft Radius Plates	✓	✗	✗	✗	
	Ulna Nails	✓	✗	✗	✓	
Distal Ulna	Radius Nails	✓	✗	✗	✓	
	Distal Ulna Plates	✓	✓	✗	✓	
	Ulnar Shortening Plates	✓	✓	✗	✗	
	Volar Distal Radius Plates	✓	✓	✓	✓	
	Dorsal Distal Radius Plates	✓	✓	✓	✗	
Wrist	Radial Styloid Plate	✓	✓	✓	✗	
	Dorsal Rim Plates	✓	✗	✗	✗	
	Dorsal Lunate Plates	✓	✗	✗	✗	
	Volar Lunate Plates	✓	✗	✗	✗	
	Wrist Spanning Plates	✓	✓	✗	✗	
	External Fixation	✓	✓	✓	✓	
	Carpal	Wrist Fusion	✓	✓	✓	✗
		Compression Staples	⚙️	✓	✓	✓
		Carpal Fusion Plates	✓	✓	✓	✗
			Hand Fracture Plates	✓	✓	✓
Phalangeal & Metacarpal		MCP Fusion Plates	✓	✗	✗	✗
		External Fixation	✓	✓	✗	✗
		Specialty Hand Plates	✓	✓	✓	✗
Screws		Continuous Compression	✓	✗	✗	✗
		Differential Pitch	✗	✓	✓	✓
		Headed	Partial Thread	✓	✓	✓
	Full Thread		✓	✓	✓	✓

*Data on file with Acumed

-  Product in Portfolio
-  Product Not in Portfolio
-  Partial Offering
-  Product in Development

		Acumed				DePuy Synthes	Stryker	Smith & Nephew
Forefoot / Midfoot	Metatarsophalangeal (MTP)	MTP Plates						
		External Fixation						
		Arthroplasty						
	Tarsometatarsal (TMT)	TMT Plates						
		Osteotomy Plates						
		Compression Staples						
Hindfoot	Calcaneal	Lateral Wall Calcaneal Plate						
		Anterior Process Calcaneal Plate						
		Posterior Tuberosity Calcaneal Plate						
	Talus	Combo Plate (Mini Calc)						
		Subtalar Implant						
		Talar Neck Plate						
Distal Fibula	Fibula Nail							
	Lateral Fibula Plates							
	Posterolateral Fibula Plates							
	1/3 Tubular Plates							

Ankle		Distal Tibia										Screws					
Ankle	Hook Plate	✓	✗	✗	✗	✓	✗	✗	✗	✓	✓	✗	✗	✗	✓	✓	✓
	Locking Peg Hook Plate	✓	✗	✗	✗	✓	✗	✗	✗	✓	✓	✗	✗	✗	✓	✓	✓
	Posterolateral Tibia Plate	✓	✗	✗	✗	✓	✗	✗	✗	✓	✓	✗	✗	✗	✓	✓	✓
	Posteromedial Tibia Plate	✓	✗	✗	✗	✓	✗	✗	✗	✓	✓	✗	✗	✗	✓	✓	✓
	Medial Tibia Plate	✓	✓	✓	✓	✓	✓	✓	✓	✓	✓	✓	✓	✓	✓	✓	✓
	Anterior Tibia Plates	✓	✓	✓	✓	✓	✗	✗	✗	✓	✓	✗	✗	✗	✓	✓	✓
	Anterolateral Tibia Plates	✗	✓	✓	✓	✗	✗	✗	✗	✓	✓	✗	✗	✗	✓	✓	✓
	Anteromedial Tibia Plates	✗	✓	✓	✓	✗	✗	✗	✗	✓	✓	✗	✗	✗	✓	✓	✓
	Medial Anti-glide Plate	✓	✓	✓	✓	✓	✓	✓	✓	✓	✓	✓	✓	✓	✓	✓	✓
	Fragment Plates	✓	✓	✓	✓	✓	✓	✓	✓	✓	✓	✗	✗	✗	✓	✓	✓
Ankle Fusion Plate	✗	✗	✗	✗	✗	✗	✗	✗	✗	✗	✗	✗	✗	✗	✗	✗	
External Fixation	✗	✓	✓	✓	✓	✗	✗	✗	✓	✓	✗	✗	✗	✗	✗	✗	
Headless		✓	✗	✗	✗	✓	✗	✗	✗	✓	✓	✗	✗	✗	✓	✓	✓
Headed		✗	✓	✓	✓	✓	✓	✓	✓	✓	✓	✓	✓	✓	✓	✓	✓
Partial Thread		✓	✓	✓	✓	✓	✓	✓	✓	✓	✓	✓	✓	✓	✓	✓	✓
Full Thread		✓	✓	✓	✓	✓	✓	✓	✓	✓	✓	✓	✓	✓	✓	✓	✓



Acumed Headquarters
5885 NE Cornelius Pass Road
Hillsboro, OR 97124

Office: +1.888.627.9957
Office: +1.503.627.9957
Fax: +1.503.520.9618
www.acumed.net

SPF40-08-B | Effective: 2020/09 | © 2020 Acumed® LLC

These materials contain information about products that may or may not be available in any particular country or may be available under different trademarks in different countries. The products may be approved or cleared by governmental regulatory organizations for sale or use with different indications or restrictions in different countries. Products may not be approved for use in all countries. Nothing contained in these materials should be construed as a promotion or solicitation for any product or for the use of any product in a particular way that is not authorized under the laws and regulations of the country where the reader is located. Nothing in these materials should be construed as a representation or warranty as to the efficacy or quality of any product, nor the appropriateness of any product to treat any specific condition. Physicians may direct questions about the availability and use of the products described in these materials to their authorized Acumed distributor. Specific questions patients may have about the use of the products described in these materials or the appropriateness for their own conditions should be directed to their own physician.

Acumed® is a registered trademark of Acumed LLC