


© Copyright 04/2016  Not all products illustrated in this documentation are available for sale in all countries. Please contact your local distributor for more information.



Haack Adapter Luer-Lock

Developed in cooperation with
Dr. Sebastian Haack, Marienhospital Stuttgart

- ▶ To pick up the injection cannula with the Luer-Lock-connection
- ▶ For the newly developed suture technique, the so called "Suture acc. to Haack"
- ▶ For refixation of the septum in rhinoplasty



|| SURGICAL

medicon[®]

Medicon eG · Gänsäcker 15 · D-78532 Tuttlingen
Tel.: +49 (0) 74 62 / 20 09-0 · Fax: +49 (0) 74 62 / 20 09-50
E-Mail: sales@medicon.de · Internet: www.medicon.de · Germany

Haack Adapter Luer-Lock

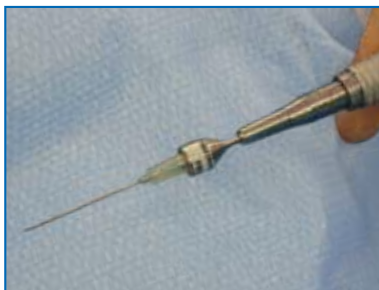
Developed in cooperation with
Dr. Sebastian Haack, Marienhospital Stuttgart

Application:


The Haack Adapter is used for the newly developed suture technique, the so called "**Suture acc. to Haack**". Together with an injection cannula (Luer-Lock) it helps to fix the septum to the fragments of the bony nasal bridge, after the completion of all necessary osteotomies.

Product description:

The Haack Adapter is used to pick up the injection cannula with the **Luer-Lock-connection**, e.g. 0,9 x 40 mm (20G x 1 1/2 ") to connect to a motor hand piece for example for 63.45.11.



1. Insertion of the Haack LL-Adapter to the motor hand piece and connection of the cannula.



Ø = 10,00 mm	Haack adapter Luer-Lock shaft
a = 45,00 mm	
b = 2,35 mm	63.55.05



2. Drill through the nasal bridge (Application of a plastic tube as guidance)



3. Cannula is in the desired position



4. Flushing of the cannula



5. Suture material is pushed through (thread PDS 5-0)




6. Thread is pulled through the skin



7. Thread is knotted

The adapter is available without the cannula.



Packing unit "X" pieces